

Easy-Fit - Type 2 Brackets




Easy~Fit Type 2 Brackets

These flat-packed, self assembly brackets provide a professional finish to the installation of wall mounted outdoor condensing units and air source heat pumps. The Type 2 brackets have a crossbar allowing the uprights to be spaced exactly as required, and include wall spacers to help level the unit on uneven walls. All components receive a powder coating, with a scratch resistant, textured finish in a colour (RAL 7032) to match most brands of condensing units and domestic air source heat pumps.


Features

- Integral spirit level for easier, correct installation
- Uprights mount anywhere on the crossbar which enables the arm span to be adjusted easily
- Adjustable wall spacers to level the arms
- Safe working load up to 250kg
- Suitable to match most brands of condensing units and domestic air source heat pumps
- Extra long arms (up to 660mm available for larger condensing units)
- Textured finish in (RAL 7032)

Weather Protection Process




Process One
Corrosion resistant raw material, often referred to as Zintec



Process Two
Zinc phosphating process, multi stage cleaning & dipping chemical zinc



Process Three
ED coating process: electrophoretic deposition (aka ED or EPD) coating



Process Four
Epoxy polyester powder coating

The Package

- Crossbar with Spirit Level
- 2 x Support Arms
- 2 x Uprights
- Fixings
- Installation Instructions

Related Products

All Gaurds
Collection Trays

Sea salts are very corrosive and affect both ferrous and non-ferrous metals. Coastal installations are particularly at risk as they are frequently exposed to sea salt solutions followed by dry periods, where this wet/dry cycle produces a very corrosive environment. We strongly recommend that in such locations only our stainless steel brackets are installed.

Part Code	Description	Safe Working Load*	Max Load	Crossbar	Upright	Support Arm	Weight
CBR2-S	Type 2 Bracket - Small	60kg	120kg	720mm	400mm	400mm	3.8kg
CBR2-M	Type 2 Bracket - Medium	90kg	180kg	900mm	500mm	500mm	4.6kg
CBR2-L	Type 2 Bracket - Large	140kg	280kg	1100mm	550mm	540mm	6.6kg
CBR2-XL	Type 2 Bracket - Extra Large	250kg	500kg	1040mm	550mm	660mm	16.2kg

All brackets are tested to twice the safe working loads at an independent UK facility